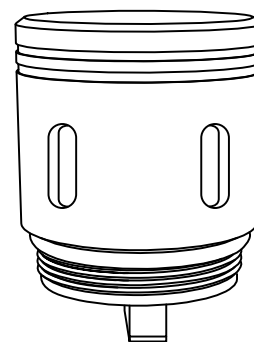


## PRODUCT INFORMATION

# ATOMIZER HEAD RANGE : WM

**VIDEO LINK** Click [HERE](#) to review the video accompanying this information.

The WM range of atomizer heads is produced by Wismec and is not currently supplied in any Totally Wicked products. The atomizer heads in this range produce large amounts of vapour and have one of the largest usable power ranges of any atomizer head sold by Totally Wicked.



### AVAILABLE RESISTANCES, COIL MATERIAL AND PREFERRED POWER LEVELS

Resistance (ohms)	Coil Material	Wicking Material	Ideal Power (watts)	Power Range (watts)
WM02 0.15	Nickel Chrome	Natural Cotton	45	25 - 100
WM03 0.2	Nickel Chrome	Natural Cotton	45	30 - 180
WM01 0.4	Nickel Chrome	Natural Cotton	35	22 - 55

### STANDARD ATOMIZER HEADS SUPPLIED WITH TANKS AND KITS:

Wismec Gnome Tank -  
WM02 1.5ohm, WM03 0.2ohm

Wismec Gnome King Tank -  
WM01 0.4ohm

### FEATURES AND BENEFITS

- The WM03 atomizer head is capable of producing the largest volumes of vapour of all the WM atomizer heads.
- The WM01 atomizer head is the most suitable of the range for use with a direct output battery.
- Working power range of between 22 and 180 watts.

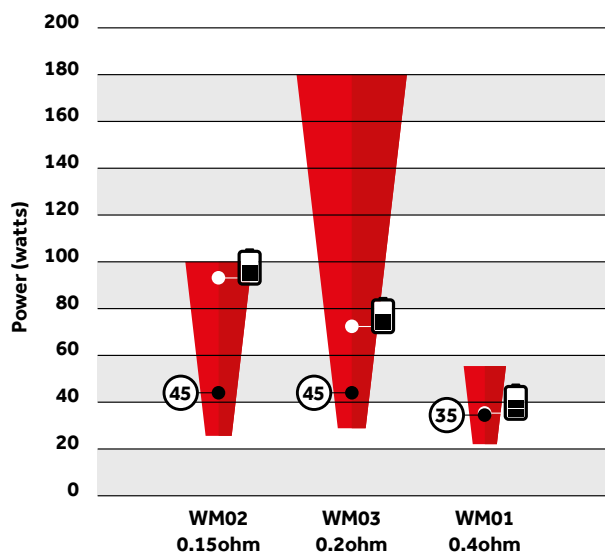
### COMPATIBILITY

- Kanthal atomizer heads are compatible with power, bypass, variable voltage and smart modes.
- The WM atomizer heads are only compatible with devices which are compatible with sub-ohm vaping.

## PRODUCT INFORMATION

# ATOMIZER HEAD RANGE : WM


### WM ATOMIZER HEADS



■ Wattage range Ⓜ Ideal power 📱 Direct output

### ADDITIONAL NOTES

- The vapour density can be adjusted by adjusting the airflow, a more restricted airflow for high density of vapour.



### PRIMING

WM atomizer heads are primed by dripping a few drops of e-liquid into the central hole.

After priming a new atomizer head and filling the tank, it is recommended to wait 5 minutes before vaping to ensure the atomizer head is fully saturated.